

The background of the slide features a gradient from red on the left to purple on the right. It is populated with numerous stylized, semi-transparent illustrations of COVID-19 virus particles, which are spherical with characteristic surface spikes. The largest and most detailed virus particle is centered in the middle of the frame.

COVID-19 Testing in Schools and Childcare

Meredith Vadis, Chief Operating Officer of the Testing Workgroup

Testing Workgroup: Mission and Objectives

The mission of the Testing Work Group is to operationalize the Minnesota Testing Plan that provides the data needed to achieve Minnesota's goals for management of the COVID-19 global pandemic, which includes:

- Minimize illness and death in Minnesota
- Optimize health care and public health resources
- Protect vulnerable populations
- Safely decrease or more narrowly target social distancing measures in order to return individuals to work, school, and recreational activities
- Understand the epidemiology and control of this disease

Case Investigation & Contact Tracing Approach

STAY SAFE

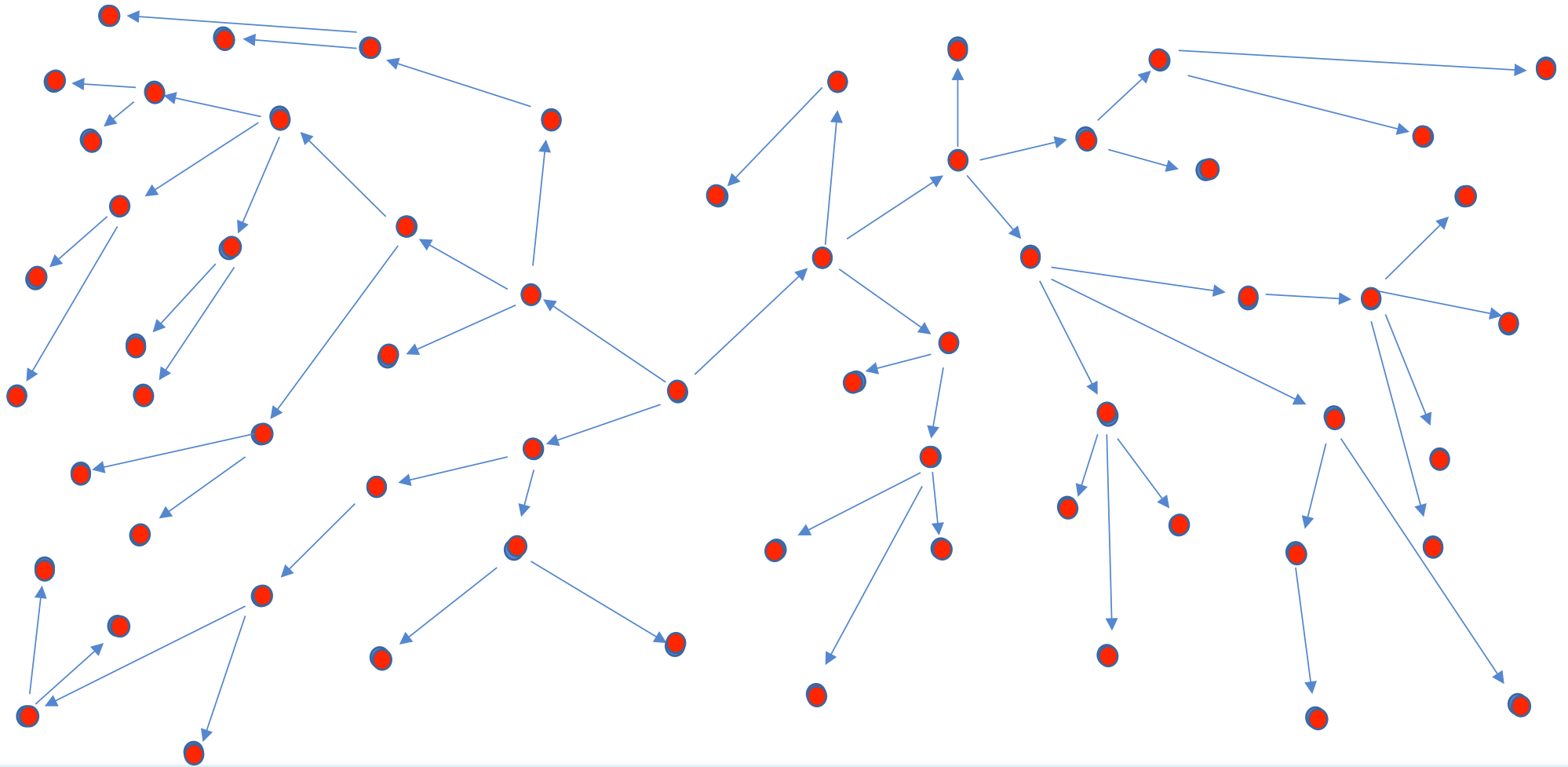
Goal: Identify new positive cases, assist those individuals in successfully isolating and assist contacts in successfully quarantining

Must be effective across populations

- Inequitable impacts of COVID-19
- To be effective, staffing must reflect community it serves
- Trauma-informed approach to all elements of program

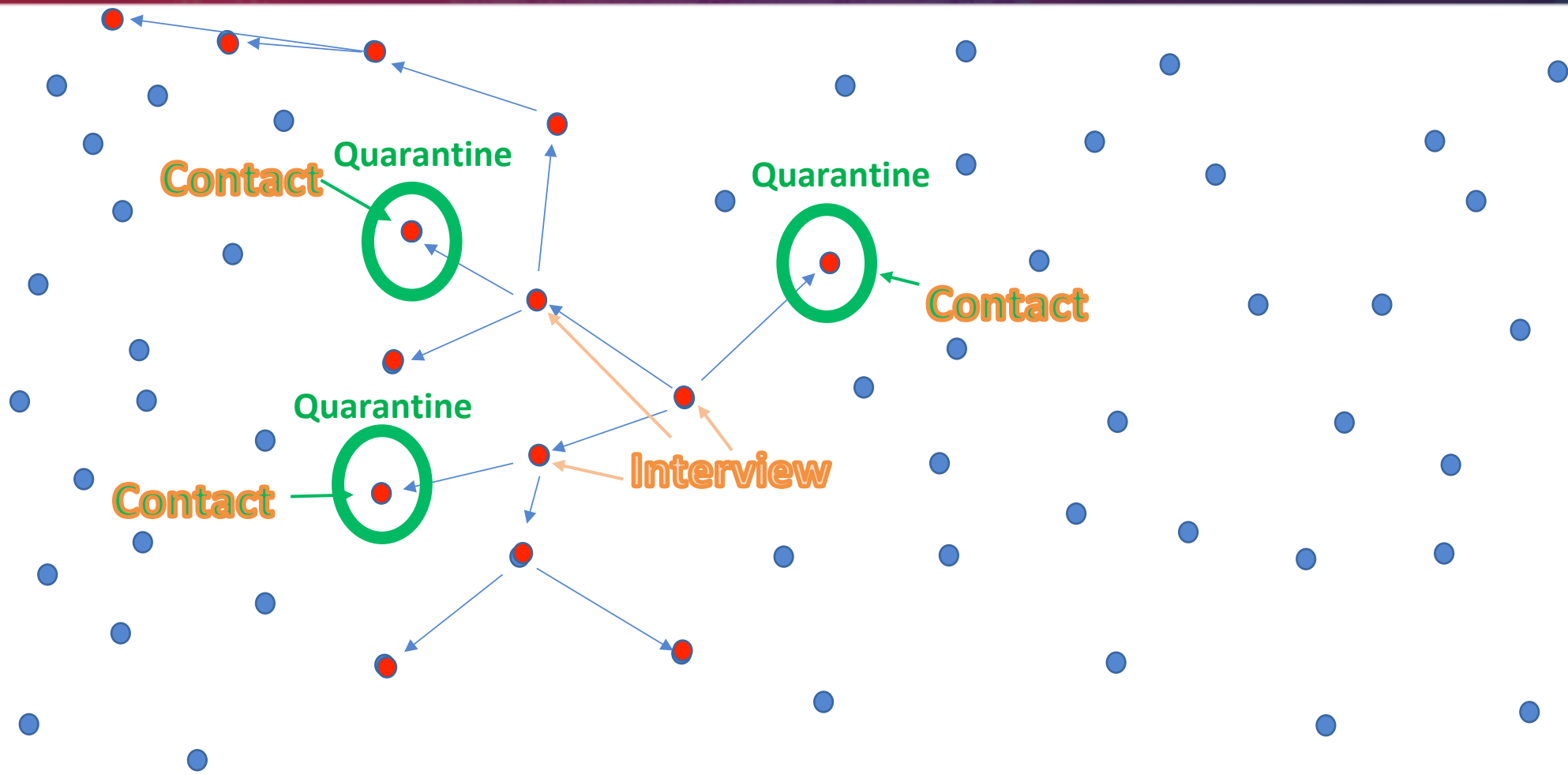
Unmitigated Spread of COVID19

STAY SAFE



Deal with Case Investigation and Contact Tracing

STAY SAFE



Comprehensive COVID Care Plan for Educators

STAY SAFE

- A. On-demand test available for every educator
- B. Local testing available for small outbreaks
- C. Large-scale testing event planned for larger outbreaks

A. On-demand testing

STAY SAFE

A key component of Minnesota's back to school planning ensures our teachers and staff have COVID-19 testing available to them if needed

All teachers and staff will receive access to a COVID-19 Saliva Test at **no cost to them.**

Teachers will take the test in their own homes and will not need to visit a testing center or medical office.



Testing Made Easy with Saliva

STAY SAFE

Vault Health, working with **RUCDR** and **Infinite Biologics**, developed a process to conduct physician-ordered testing using a supervised telemedicine collection of a saliva specimen at home.

Test Results are reported directly to each teacher by email.

This test protocol eliminates the risk of provider-to-patient exposure and eliminates waste of scarce personal protective equipment (PPE).



<https://youtu.be/tLo6KGqqiBk>

o Swabs, Just
bit!



Get Started with Your Phone or Computer

STAY SAFE

1

Get your kit

code. Click a link.
any symptoms or risk
ter shipping details for
and UPS will deliver it.



2

Get your kit

The box will be delivered to your address via overnight delivery. Read the blue instruction card. **DO NOT OPEN THE TEST TUBE PACKAGE** until you are instructed on your ZOOM video call).



3

Prepare for your saliva collection supervised by a medical practitioner over a ZOOM call

Log into the Vault Health website and connect with a medical practitioner over a ZOOM video call. You will be guided through collecting saliva in the tube. The whole process takes just a few minutes.



4

Ship the kit back using provided shipping label

Your kit includes everything you need to send your sample back via prepaid UPS shipping.



5

Get your results

You will get a report of your results (positive, negative, inconclusive) roughly 48 hours after your sample arrives at the lab.

Order A Test and Use It When You Need It

STAY SAFE

All teachers will have access to a Saliva Test code starting in late August.

Use the code to order a test kit whenever you're ready

Use it or save it for when you need it. If you're concerned you have been at risk of exposure or are experiencing symptoms, make the test ASAP.

No need to store it in any special place. Keep it handy so you don't forget.

VAULT

Tell us about you

In order to send you a test, we need to know about who it's for.

Already have an account with Vault? [Log In](#)

FIRST NAME: John

LAST NAME: Doe

PHONE: (999) 123-4567

DATE OF BIRTH: 01/01/1970

Sex

Male

Female

Decline to identify

Select race

We ask this for reporting purposes.

Black or African American

Create Account

EMAIL: johndoe@acme.com

PASSWORD:

Password must be at least 8 characters, contain one number and one letter.

NEXT

[BACK](#)

VAULT

Vault COVID-19 Test Kit

Before starting this form, there are a few things you should understand about this COVID-19 testing kit:

This is not a "do-it-yourself" at-home test.
This test is only available with a physician order, medical oversight through telehealth, and physician-generated results.

This kit will only test you for COVID-19 at the time that you give your sample. It is NOT an antibody test.
It does not determine whether you have had COVID-19 in the past or have developed antibodies for COVID-19. It also possible you may become exposed and develop COVID-19 after you provide your sample.

Vault only provides testing for COVID-19.
We do not provide treatment or medical recommendation beyond what the CDC advises. Your report will come with general recommendations for next steps depending on results.

This test requires a saliva sample.
The kit will include a test tube in which to put your sample.

Your test will not be processed unless you provide your sample (i.e. spit into the tube) while supervised by a Vault practitioner.
Once you receive your kit, you must not open the tube until you are face to face with a Vault practitioner (over ZOOM).

We are required to report all verified cases of COVID-19 to the applicable health authority in your state.
This means that we are required by law to report your test result, and certain other pieces of information such as your age, sex, and address.

Our process is designed to limit person-to-person contact and the spread of the virus.
This is done to encourage responsible social-distancing practices and reduce your physical contact with healthcare providers and delivery personnel.

By clicking here, I would like to receive my results by email. I am aware that these are not a secure means of communication and that there is a risk that my protected health information could be accessed by unauthorized third parties.

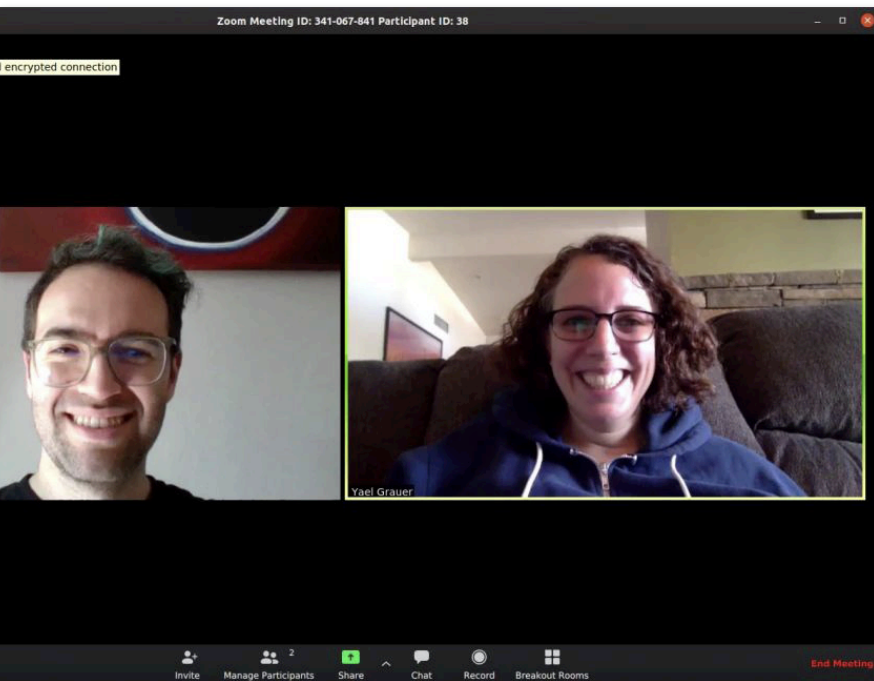
By clicking here, I understand and agree to the terms and conditions.

NEXT

A Supervised 'Spit' Delivers Accurate Results


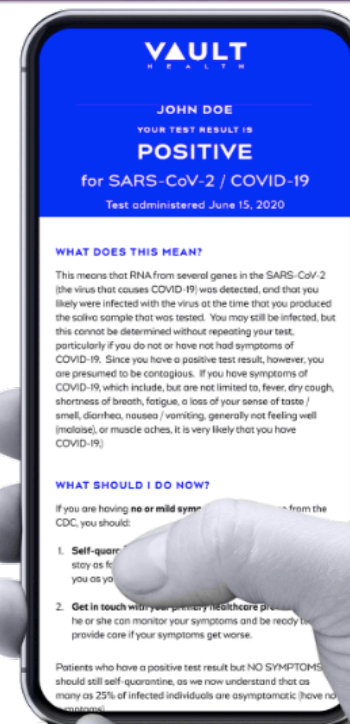
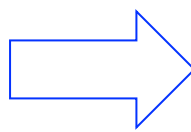
STAY SAFE

When your test arrives, follow the instructions in the instruction card. Do not eat, drink, smoke or chew gum for 30 minutes prior to joining the Zoom waiting room.



Overnight To Lab Then 48 Hours to Your Email

STAY SAFE



. Local testing (Exposures < 50)

Local public health, local health system and school district or childcare provider partner to ensure testing availability to students and educators

- State will assist as needed
- Education prioritized in new Health Alert Network guidance from Minnesota Department of Health

Ideal for students and educators because of connection to health care for possible future needs

Large-scale Testing Event

State supplements local resources with staffing, lab capacity, logistics, registration, resulting and other assistance

Everyone can participate

May be specific to a school or combined with a larger community testing event





Thank you!

Meredith Vadis
meredith.vadis@metc.state.mn.us